

**CENTRUM CAPITAL LIMITED**

CIN L65990MH1977PLC019986


Registered Office : Bombay Mutual Building, 2nd Floor, Dr.D.N.Road, Fort, Mumbai - 400001.

Corporate Office : Centrum House, C.S.T. Road, Vidya Nagari Marg, Kalina, Santacruz (East), Mumbai - 400098.Tel.: +91 22 42159000 Fax no. : 42159533

Email ID: info@centrum.co.in Website: www.centrum.co.in

**Statement of Financials Results for the Quarter ended and Nine months ended March 31,2015**

| ₹ in Lacs   |                          |                          |                          |                          |                          |                        |
|---|--------------------------|--------------------------|--------------------------|--------------------------|--------------------------|------------------------|
| PART-I<br>Particulars   | Quarter ended            |                          |                          | Nine months ended        |                          | Year Ended             |
|   | 31-Mar-15<br>(Unaudited) | 31-Dec-14<br>(Unaudited) | 31-Mar-14<br>(Unaudited) | 31-Mar-15<br>(Unaudited) | 31-Mar-14<br>(Unaudited) | 30-Jun-14<br>(Audited) |
| <b>1. Income from operations</b>  |                          |                          |                          |                          |                          |                        |
| a. Net sales/Income from operations (Net)   | 1,556.85                 | 1,708.74                 | 1,365.95                 | 5,006.05                 | 4,046.16                 | 5,143.07               |
| L. Other Operating Income   | 167.62                   | 206.26                   | 266.47                   | 589.59                   | 716.30                   | 983.92                 |
| Total Income From Operations (Net)  | <b>1,724.47</b>          | <b>1,915.00</b>          | <b>1,632.42</b>          | <b>5,595.64</b>          | <b>4,762.46</b>          | <b>6,126.99</b>        |
| <b>2. Expenses</b>  |                          |                          |                          |                          |                          |                        |
| a. Employee Benefit Expenses  | 379.17                   | 378.20                   | 328.41                   | 1,104.92                 | 1,041.87                 | 1,362.46               |
| b. Depreciation and amortisation Expenses   | 82.76                    | 84.05                    | 91.61                    | 256.79                   | 276.08                   | 364.20                 |
| c. Administrative Expenses  | 154.32                   | 163.84                   | 147.94                   | 476.72                   | 412.86                   | 567.19                 |
| d. Legal & Professional Fees  | 248.31                   | 182.89                   | 203.75                   | 555.24                   | 450.76                   | 597.96                 |
| e. Rent, Rates & Taxes  | 109.26                   | 137.14                   | 130.53                   | 377.01                   | 390.94                   | 522.96                 |
| f. Bad Debts (including provision for doubtful debts)   | -                        | -                        | -                        | -                        | 9.56                     | 207.77                 |
| Total Expenses  | <b>973.82</b>            | <b>946.12</b>            | <b>902.24</b>            | <b>2,770.68</b>          | <b>2,582.07</b>          | <b>3,622.54</b>        |
| <b>3. Profit/(Loss) from Operations before other Income, finance costs and exceptional Items (1-2)</b>  | <b>750.65</b>            | <b>968.88</b>            | <b>730.18</b>            | <b>2,824.96</b>          | <b>2,180.39</b>          | <b>2,504.45</b>        |
| 4. Other Income   | -                        | 1.03                     | 3.11                     | 1.48                     | 4.88                     | 16.71                  |
| <b>5. Profit/(Loss) from Ordinary activities before finance costs and exceptional Items (3+4)</b>       | <b>750.65</b>            | <b>969.91</b>            | <b>733.29</b>            | <b>2,826.44</b>          | <b>2,185.27</b>          | <b>2,521.16</b>        |
| 6. Finance Costs  | 550.84                   | 562.96                   | 644.88                   | 1,711.79                 | 1,629.83                 | 1,712.01               |
| <b>7. Profit/(Loss) from Ordinary activities after finance costs but before exceptional Items (5-6)</b> | <b>199.81</b>            | <b>406.95</b>            | <b>88.41</b>             | <b>1,114.65</b>          | <b>555.44</b>            | <b>809.15</b>          |
| 8. Exceptional Items  | -                        | -                        | -                        | -                        | -                        | 185.49                 |
| <b>9. Profit/(Loss) from Ordinary activities before tax (7+8)</b>                                       | <b>199.81</b>            | <b>406.95</b>            | <b>88.41</b>             | <b>1,114.65</b>          | <b>555.44</b>            | <b>994.64</b>          |
| 10. Tax Expense (including Deferred Tax)  | 65.08                    | 134.17                   | 35.60                    | 375.15                   | 100.22                   | (145.89)               |
| <b>11. Net Profit/(Loss) from Ordinary Activities after tax (9-10)</b>                                  | <b>134.73</b>            | <b>272.78</b>            | <b>52.81</b>             | <b>739.50</b>            | <b>455.22</b>            | <b>1,140.53</b>        |
| 12. Extraordinary Items (net of tax expenses)   | -                        | -                        | -                        | -                        | -                        | -                      |
| <b>13. Net Profit/(Loss) for the period (11-12)</b>   | <b>134.73</b>            | <b>272.78</b>            | <b>52.81</b>             | <b>739.50</b>            | <b>455.22</b>            | <b>1,140.53</b>        |
| 14. Paid-up Equity Share Capital (Face value of ₹.1/- Each)   | 4,160.33                 | 4,160.33                 | 4,160.33                 | 4,160.33                 | 4,160.33                 | 4,160.33               |
| 15. Reserves excluding Revaluation Reserves as per balance sheet of previous accounting year            | -                        | -                        | -                        | -                        | -                        | 21,103.25              |
| 16.i Earning per share (before extraordinary items)<br>(of Re.1/- each)                                 |                          |                          |                          |                          |                          |                        |
| (i) Basic EPS   | 0.03                     | 0.07                     | 0.01                     | 0.18                     | 0.11                     | 0.27                   |
| (ii) Diluted EPS  | 0.03                     | 0.07                     | 0.01                     | 0.18                     | 0.11                     | 0.27                   |
| 16.ii Earning per share (after extraordinary items)<br>(of Re.1/- each)                                 |                          |                          |                          |                          |                          |                        |
| (i) Basic EPS   | 0.03                     | 0.07                     | 0.01                     | 0.18                     | 0.11                     | 0.27                   |
| (ii) Diluted EPS  | 0.03                     | 0.07                     | 0.01                     | 0.18                     | 0.11                     | 0.27                   |
| <b>PART II</b>  |                          |                          |                          |                          |                          |                        |
| <b>A PARTICULARS OF SHAREHOLDING</b>  |                          |                          |                          |                          |                          |                        |
| <b>1 Public Shareholding</b>  |                          |                          |                          |                          |                          |                        |
| - Number of shares  | 27,71,43,740             | 27,78,43,740             | 27,78,43,740             | 27,71,43,740             | 27,78,43,740             | 27,78,43,740           |
| - Percentage of shareholding  | 66.62%                   | 66.78%                   | 66.78%                   | 66.62%                   | 66.78%                   | 66.78%                 |
| <b>2 Promoters and Promoter Group Shareholding</b>  | 13,88,89,000             | 13,81,89,000             | 13,81,89,000             | 13,88,89,000             | 13,81,89,000             | 13,81,89,000           |
| (a) Pledged/ Encumbered   |                          |                          |                          |                          |                          |                        |
| - Number of Shares  | 7,76,81,693              | 7,76,81,693              | 5,65,47,693              | 7,76,81,693              | 5,65,47,693              | 6,03,31,693            |
| - Percentage of Shares (as a % of the total shareholding of promoter and promoter group)                | 55.93%                   | 56.21%                   | 40.92%                   | 55.93%                   | 40.92%                   | 43.66%                 |
| - Percentage of Shares (as a % of the total share capital of the company)                               | 18.67%                   | 18.67%                   | 13.59%                   | 18.67%                   | 13.59%                   | 14.50%                 |
| (b) Non - encumbered  |                          |                          |                          |                          |                          |                        |
| - Number of Shares  | 6,12,07,307              | 6,05,07,307              | 8,16,41,307              | 6,12,07,307              | 8,16,41,307              | 7,78,57,307            |
| - Percentage of Shares (as a % of the total shareholding of promoter and promoter group)                | 44.07%                   | 43.79%                   | 59.08%                   | 44.07%                   | 59.08%                   | 56.34%                 |
| - Percentage of Shares (as a % of the total share capital of the company)                               | 14.71%                   | 14.55%                   | 19.63%                   | 14.71%                   | 19.63%                   | 18.72%                 |



| B | Information on Investors Complaints     | for the quarter ended on March 31,2015 |
|---|---|--|
|   | Pending at the beginning of the quarter | NIL                                    |
|   | Received during the quarter             | NIL                                    |
|   | Disposed of during the quarter          | NIL                                    |
|   | Remained unresolved at end of quarter   | NIL                                    |

**Notes:**

1 The above results have been reviewed by the Audit Committee and approved by the Board of Directors ("The Board") at their meeting held on May 15, 2015.

2 The company has long outstanding trade receivable amounting to ₹458.33 Lacs. Based on recent developments as informed by the debtor & status of ongoing lawsuit, the above amount in view of management, is fully recoverable & accordingly the same need not be subject to provisioning.


3 Based on the financial estimates and business rationale provided by the management for its exposure in Centrum Broking Limited (CBL), Centrum Capital Holdings LLC (CCH LLC) and Centrum Infrastructure & Realty Limited (CIRL) confirming fair valuation higher than the cost of Investments of ₹ 8,155.24 Lacs in CBL, ₹ 194.28 Lacs in CCH LLC and ₹ 5 Lacs in CIRL the management believes that no impairment provision is required in respect of said Investments along with loans advanced amounting to ₹ 1662.36 Lacs to CBL, ₹ 61.74 Lacs to CCH LLC and ₹ 582.96 Lacs to CIRL .


4 Pursuant to enactment of Companies Act, 2013 (the Act), the Company has, effective July 1, 2014, charged depreciation as per useful lives of its tangible fixed assets as specified in Schedule II of the Act. In view of the notification no. G.S.R.627 (E) dated August 29, 2014, issued by the Ministry of Corporate Affairs (MCA), during the quarter ended September 30, 2014 the Company has opted to charge an amount of ₹ 4.53 Lacs (after retaining the residual value), whose remaining useful life is Nil as at July 1, 2014 to the Statement of Profit and Loss. Also an amount of ₹ 8.67 Lacs has been charged as additional depreciation during the current quarter representing the impact of the change in the depreciation on the carrying value of the assets as at July 01, 2014 on remaining useful lives.

5 In accordance with Clause 41 of the Listing Agreement, the Company's Statutory Auditors have conducted a 'Limited Review' of the Financial Results for the quarter ended March 31, 2015. The said report of the statutory auditors dated May 15, 2015 has been qualified with respect to non-presentation of mandatory segment information as required under clause 41 of the listing agreement. However the company provides this information in its annual accounts.

6 The previous period figures have been regrouped or reclassified wherever necessary.

For Centrum Capital Limited

  
P. R. Kalyanaraman  
Managing Director



Place : Mumbai  
Date: May 15,2015

## Limited Review Report

Review Report to  
The Board of Directors  
Centrum Capital Limited

1. We have reviewed the accompanying statement of unaudited financial results of Centrum Capital Limited ('the Company') for the quarter ended March 31, 2015 ("the Unaudited Financial Results") except for the disclosures in Part II with respect to 'Particulars of Shareholding' and 'Investor Complaints' which have been traced from the details furnished by the Management and has not been reviewed by us. The Unaudited Financial Results is the responsibility of the Company's Management and has been approved by the Board of Directors. Our responsibility is to issue a report on the Unaudited Financial Results based on our review.
2. We conducted our review in accordance with the Standard on Review Engagement (SRE) 2410, "Review of Interim Financial Information Performed by the Independent Auditor of the Entity" issued by the Institute of Chartered Accountants of India. This standard requires that we plan and perform the review to obtain moderate assurance as to whether the Unaudited Financial Results are free of material misstatement. A review is limited primarily to inquiries of Company personnel and analytical procedures applied to financial data and thus provide less assurance than an audit. We have not performed an audit and accordingly, we do not express an audit opinion.
3. Based on our review conducted as above, *subject to the non presentation of segment information as required by clause 41 of the Listing Agreement*, nothing has come to our attention that causes us to believe that the accompanying Unaudited Financial Results prepared in accordance with applicable accounting standards as specified under Section 133 of the Companies Act, 2013 and other recognised accounting practices and policies have not disclosed the information required to be disclosed in terms of Clause 41 of the Listing Agreement including the manner in which it is to be disclosed, or that it contains any material misstatement.
4. We draw attention to :
  - a. Note No. 2 to the unaudited financial results with regard to long outstanding trade receivables amounting to Rs.458.33 lacs which are subject to realisation and upon which we are unable to comment on. However in the opinion of the management the amount is fully recoverable. The ultimate shortfall, if any, on realisation / on account of non-realisation of such trade receivables, therefore cannot be quantified.
  - b. Note No. 3 to the unaudited financial results with regard to investments aggregating to Rs.8155.24 lacs and loans and advances aggregating to Rs.1662.36 lacs in Centrum Broking Ltd., a subsidiary company. The management is of the view that, there is no permanent diminution to the carrying value of investment of Rs. 8155.24 lacs & loans and advances




aggregating to Rs. 1662.36 lacs are good and fully recoverable. Hence, no adjustments have been made to financial statements.

- c. Note No. 3 to the unaudited financial results with regard to investments aggregating to Rs.194.28 lacs and loans and advances aggregating to Rs.61.74 lacs in Centrum Capital Holding LLC., a subsidiary company. The management is of the view that, there is no permanent diminution to the carrying value of investment of Rs. 194.28 lacs & loans and advances aggregating to Rs. 61.74 lacs are good and fully recoverable. Hence, no adjustments have been made to financial statements.
- d. Note No. 3 to the unaudited financial results with regard to investments aggregating to Rs.5.00 lacs and loans and advances aggregating to Rs.582.96 lacs in Centrum Infrastructure & Real ty Limited, a subsidiary company. The management is of the view that, there is no permanent diminution to the carrying value of investment of Rs. 5.00 lacs & loans and advances aggregating to Rs.582.96 lacs are good and fully recoverable. Hence, no adjustments have been made to financial statements.

Our report is not qualified in respect of these matters.

**For Haribhakti & Co. LLP**  
Chartered Accountants  
ICAI Firm Registration No.103523W

  
Sumant Sakhardande  
Partner  
Membership No.: 034828



Mumbai  
May 15, 2015